



DISTRICT-WIDE SUMMARIES

O
V
S
D

123 Any Street
Any Town, US 12345

(E) SITE AREA: 203.31 AC
(E) BLDG AREA: 851,131 SF
PROP BLDG AREA: 853,501 SF

HARD COSTS	64.54%	\$318,286,029
SOFT COSTS	9.64%	\$47,537,184
ESCALATION	13.92%	\$68,660,007
IMMEDIATE NEEDS	1.90%	\$9,391,896
CONTINGENCY	10.00%	\$49,319,457
TOTAL ALL SITES COSTS		\$493,194,573

O
V
S
D

[Addresses Vary]
[Cities Vary]

(E) SITE AREA: 203.31 AC
(E) BLDG AREA: 851,131 SF
PROP BLDG AREA: 853,501 SF

HARD COSTS	65.13%	\$270,194,829
SOFT COSTS	9.95%	\$41,285,328
ESCALATION	14.09%	\$58,460,560
IMMEDIATE NEEDS	0.83%	\$3,454,113
CONTINGENCY	10.00%	\$41,488,314
TOTAL SCHOOL SITES COSTS		\$414,883,144

O
V
S
D

[Addresses Vary]
[Cities Vary]

(E) SITE AREA: 0.00 AC
(E) BLDG AREA: 0 SF
PROP BLDG AREA: 0 SF

HARD COSTS	66.79%	\$13,654,272
SOFT COSTS	8.68%	\$1,775,055
ESCALATION	14.16%	\$2,895,873
IMMEDIATE NEEDS	0.37%	\$74,720
CONTINGENCY	10.00%	\$2,044,436
TOTAL NON-SCHOOL SITES COSTS		\$20,444,357

O
V
S
D

[Addresses Vary]
[Cities Vary]

(E) SITE AREA: 0.00 AC
(E) BLDG AREA: 0 SF
PROP BLDG AREA: 0 SF


HARD COSTS	59.51%	\$34,436,928
SOFT COSTS	7.74%	\$4,476,801
ESCALATION	12.62%	\$7,303,574
IMMEDIATE NEEDS	10.13%	\$5,863,062
CONTINGENCY	10.00%	\$5,786,707
TOTAL CLOSED SCHOOL SITES COSTS		\$57,867,072



PRESCHOOL SITES

OAK VIEW PRESCHOOL

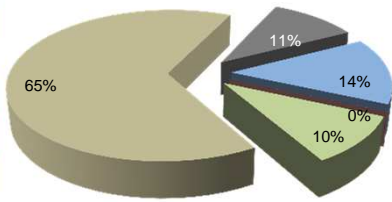
OAK VIEW PRESCHOOL



17131 EMERALD LANE
HUNTINGTON BEACH, CA 92647


(E) SITE AREA: 1.89 AC
(E) BLDG AREA: 12400 SF
PROP BLDG AREA: 11986 SF

HARD COSTS	65.28%	\$6,176,127
SOFT COSTS	10.49%	\$992,897
ESCALATION	14.22%	\$1,345,528
IMMEDIATE NEEDS	0.01%	\$490
CONTINGENCY	10.00%	\$946,116
TOTAL OAK VIEW PRESCHOOL COSTS		\$9,461,157



OCEAN VIEW PREPARATORY PRESCHOOL

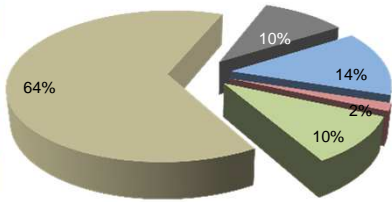
OCEAN VIEW PREPARATORY PRESCHOOL



16692 LANDAU LANE
HUNTINGTON BEACH, CA 92647

(E) SITE AREA: 10.9 AC
(E) BLDG AREA: 22464 SF
PROP BLDG AREA: 23664 SF


HARD COSTS	64.29%	\$8,139,369
SOFT COSTS	10.10%	\$1,278,118
ESCALATION	13.96%	\$1,767,533
IMMEDIATE NEEDS	1.65%	\$209,511
CONTINGENCY	10.00%	\$1,266,059
TOTAL OCEAN VIEW PREPARATORY PRESCHOOL COSTS		\$12,660,590



ELEMENTARY SCHOOL SITES

CIRCLE VIEW ELEMENTARY SCHOOL

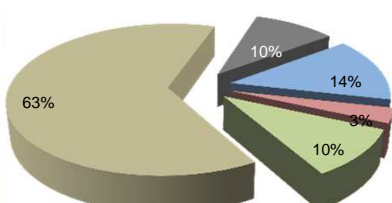
CIRCLE VIEW ELEMENTARY SCHOOL



6261 HOOKER DRIVE
HUNTINGTON BEACH, CA 92647


(E) SITE AREA: 12.17 AC
(E) BLDG AREA: 53275 SF
PROP BLDG AREA: 49699 SF

HARD COSTS	63.33%	\$15,349,338
SOFT COSTS	9.80%	\$2,375,414
ESCALATION	13.73%	\$3,326,693
IMMEDIATE NEEDS	3.14%	\$761,817
CONTINGENCY	10.00%	\$2,423,696
TOTAL CIRCLE VIEW ELEMENTARY SCHOOL COSTS		\$24,236,958



COLLEGE VIEW ELEMENTARY SCHOOL

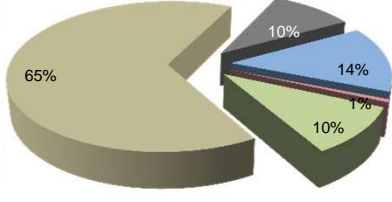
COLLEGE VIEW ELEMENTARY SCHOOL



6582 LENNOX DRIVE
HUNTINGTON BEACH, CA 92647


(E) SITE AREA: 13.46 AC
(E) BLDG AREA: 52068 SF
PROP BLDG AREA: 50027 SF

HARD COSTS	65.39%	\$18,859,040
SOFT COSTS	9.85%	\$2,841,675
ESCALATION	14.12%	\$4,072,927
IMMEDIATE NEEDS	0.63%	\$182,221
CONTINGENCY	10.00%	\$2,883,985
TOTAL COLLEGE VIEW ELEMENTARY SCHOOL COSTS		\$28,839,848



GOLDEN VIEW ELEMENTARY SCHOOL

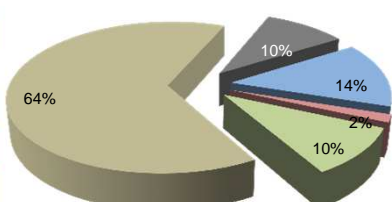
GOLDEN VIEW ELEMENTARY SCHOOL



17251 GOLDEN VIEW LANE
HUNTINGTON BEACH, CA 92647

(E) SITE AREA: 10.28 AC
(E) BLDG AREA: 36996 SF
PROP BLDG AREA: 38518 SF


HARD COSTS	64.55%	\$15,042,229
SOFT COSTS	9.85%	\$2,295,490
ESCALATION	13.96%	\$3,254,052
IMMEDIATE NEEDS	1.64%	\$382,496
CONTINGENCY	10.00%	\$2,330,474
TOTAL GOLDEN VIEW ELEMENTARY SCHOOL COSTS		\$23,304,742





H
A
R
B
O
R

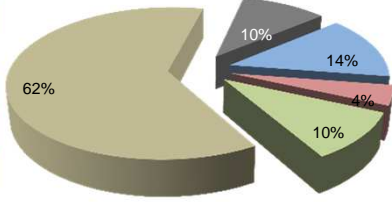
HARBOUR VIEW ELEMENTARY SCHOOL



4343 PICKWICK CIRCLE
HUNTINGTON BEACH, CA 92649


(E) SITE AREA: 19.45 AC
(E) BLDG AREA: 52625 SF
PROP BLDG AREA: 56264 SF

HARD COSTS	61.95%	\$12,104,321
SOFT COSTS	10.25%	\$2,003,562
ESCALATION	13.55%	\$2,647,856
IMMEDIATE NEEDS	4.25%	\$830,232
CONTINGENCY	10.00%	\$1,953,997
TOTAL HARBOUR VIEW ELEMENTARY SCHOOL COSTS		\$19,539,968



H
O
P
E

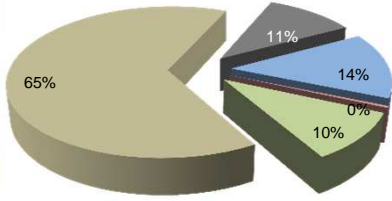
HOPE VIEW ELEMENTARY SCHOOL



17622 FLINTSTONE LANE
HUNTINGTON BEACH, CA 92647


(E) SITE AREA: 14.38 AC
(E) BLDG AREA: 50734 SF
PROP BLDG AREA: 41834 SF

HARD COSTS	64.78%	\$13,319,681
SOFT COSTS	10.66%	\$2,191,559
ESCALATION	14.16%	\$2,911,247
IMMEDIATE NEEDS	0.41%	\$84,165
CONTINGENCY	10.00%	\$2,056,295
TOTAL HOPE VIEW ELEMENTARY SCHOOL COSTS		\$20,562,946



L
A
K
E

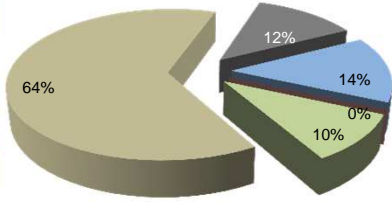
LAKE VIEW ELEMENTARY SCHOOL



17451 ZEIDER LANE
HUNTINGTON BEACH, CA 92647


(E) SITE AREA: 13.77 AC
(E) BLDG AREA: 42894 SF
PROP BLDG AREA: 49894 SF

HARD COSTS	63.44%	\$5,427,316
SOFT COSTS	12.34%	\$1,055,551
ESCALATION	14.22%	\$1,216,745
IMMEDIATE NEEDS	0.00%	\$0
CONTINGENCY	10.00%	\$855,512
TOTAL LAKE VIEW ELEMENTARY SCHOOL COSTS		\$8,555,125



O
A
K
E

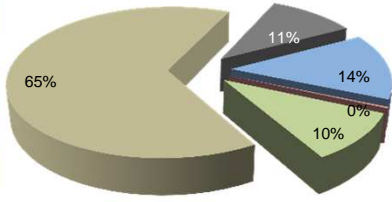
OAK VIEW ELEMENTARY SCHOOL



17241 OAK LANE
HUNTINGTON BEACH, CA 92647


(E) SITE AREA: 11 AC
(E) BLDG AREA: 55493 SF
PROP BLDG AREA: 49741 SF

HARD COSTS	65.13%	\$14,905,245
SOFT COSTS	10.39%	\$2,377,682
ESCALATION	14.17%	\$3,243,769
IMMEDIATE NEEDS	0.30%	\$69,446
CONTINGENCY	10.00%	\$2,288,460
TOTAL OAK VIEW ELEMENTARY SCHOOL COSTS		\$22,884,602



S
T
A
R

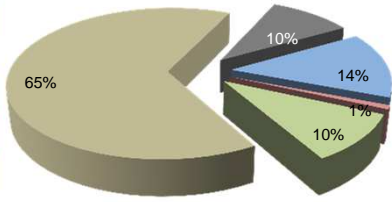
STAR VIEW ELEMENTARY SCHOOL



8411 WORTHY DRIVE
MIDWAY CITY, CA 92655

(E) SITE AREA: 5 AC
(E) BLDG AREA: 40069 SF
PROP BLDG AREA: 41144 SF

HARD COSTS	65.19%	\$17,642,780
SOFT COSTS	9.88%	\$2,673,561
ESCALATION	14.09%	\$3,813,099
IMMEDIATE NEEDS	0.84%	\$228,199
CONTINGENCY	10.00%	\$2,706,404
TOTAL STAR VIEW ELEMENTARY SCHOOL COSTS		\$27,064,044





S
U
N
E

SUN VIEW ELEMENTARY SCHOOL

7721 JULIETTE LOW DRIVE
HUNTINGTON BEACH, CA 92647

(E) SITE AREA: 13.4 AC
(E) BLDG AREA: 33238 SF
PROP BLDG AREA: 30507 SF

HARD COSTS	65.53%	\$14,164,942
SOFT COSTS	10.00%	\$2,161,442
ESCALATION	14.18%	\$3,064,239
IMMEDIATE NEEDS	0.30%	\$64,471
CONTINGENCY	10.00%	\$2,161,677
TOTAL SUN VIEW ELEMENTARY SCHOOL COSTS		\$21,616,771

V
I
L
L

VILLAGE VIEW ELEMENTARY SCHOOL

5361 SISSON DRIVE
HUNTINGTON BEACH, CA 92649

(E) SITE AREA: 12.14 AC
(E) BLDG AREA: 54393 SF
PROP BLDG AREA: 59410 SF

HARD COSTS	65.78%	\$20,376,860
SOFT COSTS	9.71%	\$3,008,992
ESCALATION	14.17%	\$4,389,204
IMMEDIATE NEEDS	0.34%	\$105,546
CONTINGENCY	10.00%	\$3,097,845
TOTAL VILLAGE VIEW ELEMENTARY SCHOOL COSTS		\$30,978,446

W
E
S
T

WESTMONT ELEMENTARY SCHOOL

8251 HEIL AVENUE
WESTMINSTER, CA 92683

(E) SITE AREA: 12.12 AC
(E) BLDG AREA: 57751 SF
PROP BLDG AREA: 51148 SF

HARD COSTS	65.74%	\$16,075,154
SOFT COSTS	10.02%	\$2,449,770
ESCALATION	14.22%	\$3,476,875
IMMEDIATE NEEDS	0.02%	\$4,921
CONTINGENCY	10.00%	\$2,445,191
TOTAL WESTMONT ELEMENTARY SCHOOL COSTS		\$24,451,910

MIDDLE SCHOOL SITES

M
A
R
I

MARINE VIEW MIDDLE SCHOOL

5682 TILBURG DRIVE
HUNTINGTON BEACH, CA 92649

(E) SITE AREA: 13.67 AC
(E) BLDG AREA: 71010 SF
PROP BLDG AREA: 83615 SF

HARD COSTS	66.15%	\$25,245,379
SOFT COSTS	9.57%	\$3,651,899
ESCALATION	14.21%	\$5,423,623
IMMEDIATE NEEDS	0.07%	\$28,114
CONTINGENCY	10.00%	\$3,816,557
TOTAL MARINE VIEW MIDDLE SCHOOL COSTS		\$38,165,573

M
E
S
A

MESA VIEW MIDDLE SCHOOL

17601 AVILLA LANE
HUNTINGTON BEACH, CA 92647

(E) SITE AREA: 12.09 AC
(E) BLDG AREA: 68101 SF
PROP BLDG AREA: 68195 SF

HARD COSTS	65.63%	\$21,351,942
SOFT COSTS	9.82%	\$3,195,752
ESCALATION	14.16%	\$4,607,266
IMMEDIATE NEEDS	0.38%	\$123,340
CONTINGENCY	10.00%	\$3,253,145
TOTAL MESA VIEW MIDDLE SCHOOL COSTS		\$32,531,445



PROBABLE COSTS

S
P
R
I

SPRING VIEW MIDDLE SCHOOL

16662 TRUDY LANE
HUNTINGTON BEACH, CA 92647

(E) SITE AREA: 14 AC
(E) BLDG AREA: 75775 SF
PROP BLDG AREA: 78733 SF

HARD COSTS	65.31%	\$23,030,596
SOFT COSTS	9.57%	\$3,373,977
ESCALATION	14.05%	\$4,955,777
IMMEDIATE NEEDS	1.08%	\$379,145
CONTINGENCY	10.00%	\$3,526,611
TOTAL SPRING VIEW MIDDLE SCHOOL COSTS		\$35,266,106

V
I
S
T

VISTA VIEW MIDDLE SCHOOL

16250 HICKORY STREET
FOUNTAIN VALLEY, CA 92708

(E) SITE AREA: 13.59 AC
(E) BLDG AREA: 71845 SF
PROP BLDG AREA: 69122 SF

HARD COSTS	66.12%	\$22,984,510
SOFT COSTS	9.66%	\$3,357,986
ESCALATION	14.22%	\$4,944,126
IMMEDIATE NEEDS	0.00%	\$0
CONTINGENCY	10.00%	\$3,476,291
TOTAL VISTA VIEW MIDDLE SCHOOL COSTS		\$34,762,913

NON-SCHOOL SITES

D
I
S
T

DISTRICT OFFICES

123 Any Street
Any Town, US 12345

(E) SITE AREA: AC
(E) BLDG AREA: SF
PROP BLDG AREA: SF

HARD COSTS	66.69%	\$7,522,176
SOFT COSTS	8.67%	\$977,883
ESCALATION	14.14%	\$1,595,345
IMMEDIATE NEEDS	0.50%	\$56,615
CONTINGENCY	10.00%	\$1,128,002
TOTAL DISTRICT OFFICES COSTS		\$11,280,021

D
F
M
O

FACILITIES MAINTENANCE & OPERATIONS

17241 Oak Lane
Any Town, US 12345

(E) SITE AREA: AC
(E) BLDG AREA: SF
PROP BLDG AREA: SF


HARD COSTS	66.91%	\$6,132,096
SOFT COSTS	8.70%	\$797,172
ESCALATION	14.19%	\$1,300,529
IMMEDIATE NEEDS	0.20%	\$18,105
CONTINGENCY	10.00%	\$916,434
TOTAL FACILITIES MAINTENANCE & OPERATIONS COSTS		\$9,164,336



CLOSED SCHOOL SITES

GLEN VIEW ELEMENTARY SCHOOL

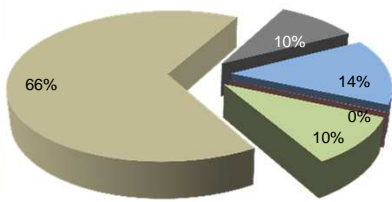
G L E N



6621 GLEN DRIVE
HUNTINGTON BEACH, CA 92647


(E) SITE AREA: AC
(E) BLDG AREA: SF
PROP BLDG AREA: SF

HARD COSTS	67.06%	\$3,615,360
SOFT COSTS	8.72%	\$469,997
ESCALATION	14.22%	\$766,766
IMMEDIATE NEEDS	0.00%	\$0
CONTINGENCY	10.00%	\$539,125
TOTAL GLEN VIEW ELEMENTARY SCHOOL COSTS		\$5,391,247



HAVEN VIEW ELEMENTARY SCHOOL

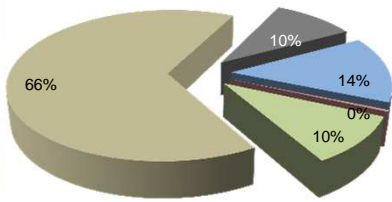
H A V E



16081 WAIKIKI LANE
HUNTINGTON BEACH, CA 92649


(E) SITE AREA: AC
(E) BLDG AREA: SF
PROP BLDG AREA: SF

HARD COSTS	65.13%	\$5,288,256
SOFT COSTS	8.47%	\$687,473
ESCALATION	13.81%	\$1,121,563
IMMEDIATE NEEDS	2.59%	\$210,587
CONTINGENCY	10.00%	\$811,987
TOTAL HAVEN VIEW ELEMENTARY SCHOOL COSTS		\$8,119,865



MEADOW VIEW ELEMENTARY SCHOOL

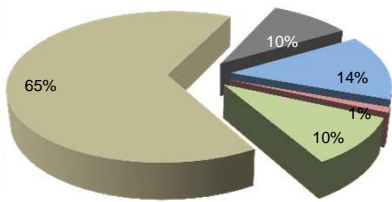
M E A D



5702 CLARK DRIVE
HUNTINGTON BEACH, CA 29649


(E) SITE AREA: AC
(E) BLDG AREA: SF
PROP BLDG AREA: SF

HARD COSTS	67.02%	\$9,147,264
SOFT COSTS	8.71%	\$1,189,144
ESCALATION	14.21%	\$1,940,002
IMMEDIATE NEEDS	0.05%	\$6,588
CONTINGENCY	10.00%	\$1,364,778
TOTAL MEADOW VIEW ELEMENTARY SCHOOL COSTS		\$13,647,777



PARK VIEW ELEMENTARY SCHOOL

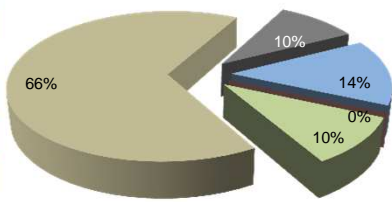
P A R K



16666 TUNSTALL LANE
HUNTINGTON BEACH, CA 92647


(E) SITE AREA: AC
(E) BLDG AREA: SF
PROP BLDG AREA: SF

HARD COSTS	44.65%	\$8,382,912
SOFT COSTS	5.80%	\$1,089,779
ESCALATION	9.47%	\$1,777,894
IMMEDIATE NEEDS	30.07%	\$5,645,887
CONTINGENCY	10.00%	\$1,877,386
TOTAL PARK VIEW ELEMENTARY SCHOOL COSTS		\$18,773,858



ROBINWOOD ELEMENTARY SCHOOL

R O B I



16666 TUNSTALL LANE
HUNTINGTON BEACH, CA 92647

(E) SITE AREA: AC
(E) BLDG AREA: SF
PROP BLDG AREA: SF

HARD COSTS	67.06%	\$8,003,136
SOFT COSTS	8.72%	\$1,040,408
ESCALATION	14.22%	\$1,697,349
IMMEDIATE NEEDS	0.00%	\$0
CONTINGENCY	10.00%	\$1,193,433
TOTAL ROBINWOOD ELEMENTARY SCHOOL COSTS		\$11,934,326

